



**2015**

**2016 03**

)

(


1,199,116,223

10

2015 12 31

0.2

0

.....	5
.....	9
.....	12
.....	26
.....	40
.....	45
.....	45
.....	46
.....	53
.....	59

		2015 1 13 "
		"

			002491
	TONGDING INTERCONNECTION INFORMATION CO.,LTD.		
	TDii		
	8		
	215233		
	8		
	215233		
	www.tdgd.com.cn		
	td_zqb@163.com		

	714102279						
	2011	9	11		2011		"
		"		2013	5	17	2012
	"			"		2014	

/	0.1609	0.1677	-4.05%	0.8064
/	0.1609	0.1677	-4.05%	0.8064
	8.21%	9.27%	-1.06%	12.46%
	2015	2014		2013
	5,230,826,649.14	5,175,535,052.47	1.07%	4,427,957,468.19
	2,798,318,286.57	2,160,322,846.99	29.53%	1,857,641,401.79

1

€

2

€

	627,819,229.20	863,944,305.32	742,839,685.41	887,724,129.09
	25,493,650.42	54,018,434.64	8,167,485.20	95,823,318.02
	23,868,823.85	48,715,285.92	6,789,990.84	91,037,750.64
	-251,667,683.09	170,811,292.07	143,698,393.86	392,039,209.91

€

€

	2015	2014	2013	
	-1,142.72	285,384.57	-1,165,888.89	
	10,424,663.16	13,489,063.16	9,557,455.70	

	-608,489.24	-1,274,596.48	-1,899,701.56	
	686,111.11	176,944.45		
	4,120,493.28	-10,503,999.13	-3,451,938.90	
	515,357.68	1,184,642.32		
	1,971,861.23	551,583.58	496,581.49	
	67,435.01	654,264.21	58,335.92	
	13,097,697.03	2,151,591.10	2,485,008.94	--

1 0 0

1 0 0

5

1 0 0

2015

,

4G 2015 2.2 2014 4G 2016 2015 4G 2.5

" +"

" +"

App

1

43 2 4 2015 312 32  
HLRHTCYZ-50-42H" " DH35 DH70" " RRH  
GDFJAYP 2B1.3-2X2.5" " OFIC-GJXJH-1B6a2" 1 6  
1 10 3 42 42420+ " 7C9Y7;rrA

2015

5,754.31

1

	36.02%	
	82.25%	
	59.33%	
	86.65%	
	11,002.71	0
	140.09%	
	86.91%	
	73.40%	

2

€

4GLTE

+

		4G				G657			
				SAP-ERP		-	-	-	
0			0			0		0	200
0	0	42470				0		0	
0		0		0	+	0			

2015	"	"	"	"	"	+"		
	"	"					31.22	3.01%
		1.84		2.68%				
2015			"	"				

**1**

ö                    ö    ö            ö

**2****1**

	2015		2014		

---

	148,674,062.78	4.76%	125,654,258.65	4.15%	18.32%
	458,456,127.23				

			52.76	96.23	-45.17%
			52.61	86.66	-39.29%
			3.16	3.31	-4.53%
			5.30	6.50	-18.46%
			5.16	6.82	-24.06%

BMC 062 43CID 1115.9

		57,962,264.51	2.40%	5,115,684.80	0.22%	1,033.03%
--	--	---------------	-------	--------------	-------	-----------

		2015		2014		
		203,377,177.22	8.42%	260,817,450.92	11.02%	-22.02%
		1,316,277,408.57	54.48%	1,126,121,408.30	47.57%	16.89%

	618,932,146.34
	34.45%

5

1		235,137,022.27	7.53%
2		181,548,258.89	5.81%
3		109,809,454.98	3.52%
4		103,375,787.59	3.31%
5		70,714,335.76	2.26%
	--	700,584,589.49	22.44%

ξ

3

	2015	2014		
	126,305,990.27	107,995,920.99	16.95%	
	239,650,771.79	205,945,390.22	16.37%	
	75,067,256.23	109,556,345.07	-31.48%	

ç

5

	2015	2014	
	3,380,050,046.52	3,540,017,780.17	-4.52%
	2,925,168,833.77	2,966,586,352.33	-1.40%
	454,881,212.75	573,431,427.84	-20.67%
	136,026,351.41	27,085,304.76	402.21%
	498,498,377.34	561,421,747.67	-11.21%
	-362,472,025.93	-534,336,442.91	-32.16%
	2,144,480,000.00	2,953,166,973.16	-27.38%
	2,303,943,636.21	2,871,073,247.28	-19.75%
	-159,463,636.21	82,093,725.88	

---

	957,184,938.66	18.30%	1,284,520,468.79	24.82%	-6.52%	
	521,618,741.85	9.97%	279,071,085.76	5.39%	4.58%	
	1,020,238,052.33	19.50%	948,743,390.31	18.33%	1.17%	



---

							01			
	--	18,961	18,961		18,961	100.00%	--	--	--	--
	--	19,180.61	20,200.6	111.64	20,200.6	100.00%	--	--	--	--

	2015 12 31

**3**

	( )		(1)		(2)	



---

			1300	119,654, 651.62	100,502, 747.62	141,447, 440.26	65,155,5 40.76	57,543, 091.31

3

1

2

3

e-learning

SAP-ERP

WMS

1

9

2015 04 30			1
2015 05 08			1

---

2015 05 11			3
------------	--	--	---

ε

3 ô ô


2014	37,604,143.20	178,720,706.41	21.04%	0.00	0.00%
2013	55,066,000.00	218,495,675.16	25.20%	0.00	0.00%

ξ

ξ

10	0
10	0.2
10	0
	1,199,116,223

			3		24			
				4				
				5				
					6			
					7			
			8					
			9					
			2014					
				10				
		51%						

			/	06		

2

ç

51%	2015 01 01	2015 12 31	2,900.00	5,639.66		2014 05 31	ö
	41%	2015 01 01	2015 12 31	5,477.36	5,639.66	2016 02 05	41% 2016-015
95.86%	2015 01 01	2015 12 31	4,229.72	-		2016 02 05	95.86%
				2015			2016

€

€

€

€

	90
	9

€

€

2015

2014

0

0

2014

2015-105

2015

2015

€

ç

ç

ç



4

ç

ç



**3**

₺

2015      178.80

2015      129.16

14.82

2015

2015      54.55

10%


₺

10%

**2**

₺

**1**



---

[Redacted Header]								
[Redacted]	[Redacted]	[Redacted]	[Redacted]	[Redacted]	[Redacted]	[Redacted]	[Redacted]	[Redacted]
		0		0				

[Redacted]	[Redacted]
------------	------------



€

2015 4 28

41%

95.86%

2016 2 22

2016

41%

95.68%

2016 3 10

[2016]225

41%

95.68%

2015 2 5		2016-012
2015 2 5		2016-014
2015 2 5	41%	2016-015
2015 2 5	95.86%	2016-016

q



2016

9



€

831,539,572

€

2

€

1

€

2

€

2015	2	25	2015	5	19	8,464,781	2015	5	19	376,041,432	
		2014			10	20	752,082,864	2015	5	20	2015
	7	6			78,752,927	2015	8	26			
7,761,000					831,539,572						

3

€

1

	123,866		117,089		8	0		8	0
--	---------	--	---------	--	---	---	--	---	---

--	--	--	--	--	--	--	--	--

10	4	
10	10	

€

2015 2 10 10,650,000 2015 5 20

31,950,000


2015 8 11 2015 8 2016 2 3 2015 12 17

31,950,000

2015 2 12 8 13 12 22

2015-016 2015-134 2015-171

2



ç

4 10%

ç

5

ç

2016 1 5

ö

2016 1 6

ö

2016 1 6

2016-003







---

2014 6  
 2012 2 2014 6  
 1969 10 1991 7 1998 3  
 1998 3 2002 12  
 2003 2 2008 4 2008 5  
 1984 12 2007 9 2008 4  
 2008 5 2011 5 2011  
 2012 4  
 5 2012 4  
 1973 11 2000 9 2005 9  
 2005 10 2007 3 2007  
 3 2010 11 2010 11 2014 11  
 2014 12 2015 6 2016 1  
 1972 8 5 1997 8 2007 10  
 2007 11 2010 3  
 2010 4  
 2015 7  
 1945 9  
 1969

---

2002 5

2008 5

2016 2

1984 12

2005 9 2006 11

2006 11 2008 12

2009 1 2010 9

2010 9 2011 9

2011 9

2016 2

1977 2

2000 5

2008 5

1973 2

1998 1 2012 2

2012

4 2014 6

2014 6

1972 11

2002 8 2009 4

2009 10 2010 10

2010 10 2012

6

2012 6

1969 3

---

			2013 12 10	2016 12 09	
			2014 06 23	2017 06 22	
			2015 08 01	2018 07 31	
			2015 03 30	2018 03 29	
			2013 07 12	2016 07 11	

2015

			43		45.75	



9

3

$\frac{2}{3}$

3

3

2

1

5

9

9

**1**

2015		0.04%	2015 03 02	2015 03 03	2015 2015-029
2014		1.31%	2015 04 16	2015 04 17	2014 2015-052
2015		0.08%	2015 06 10	2015 06 11	2015 2015-098

2015

9

2015

2014

2014

9

1

9

2

	2016 03 25
	2015



---

	2016 00310

☺

☺

---

	2016 03 24
	2016 00416

2015 12

31

2015

1

2

	711,239,287.90	765,186,296.44
	48,413,178.79	49,253,139.88
	1,165,042,536.78	1,025,070,149.74
	80,733,349.44	44,297,716.12
		2,044,044.18
	72,822,351.85	62,897,990.46
	957,184,938.66	1,284,520,468.79
	56,750,109.94	139,537,921.54

---

	5,230,826,649.14	5,175,535,052.47
	1,468,000,000.00	1,442,655,157.45

	703,690,938.89	1,046,347,766.39
	21,955,500.00	24,512,750.00
	99,578,201.11	86,961,289.95
	817,888,423.57	683,949,889.65
	2,798,318,286.57	2,160,322,846.99
	77,307,514.90	44,917,320.32
	2,875,625,801.47	2,205,240,167.31
	5,230,826,649.14	5,175,535,052.47

2

	569,939,117.29	637,941,563.09
	24,357,671.05	39,775,659.88
	959,702,098.02	

	70,780,819.14	73,066,620.15
	18,345,586.57	16,171,152.29
	23,208,868.43	
	1,869,191,619.64	1,660,860,970.84
	4,854,058,637.13	4,916,983,246.75
	1,408,000,000.00	1,382,655,157.45
	301,073,850.54	405,105,050.62
	284,807,371.87	320,214,859.42

	693,477,633.29	1,036,134,460.79
	21,955,500.00	24,512,750.00
	99,578,201.11	86,961,289.95
	643,510,366.74	566,905,609.53
	2,613,726,924.14	2,033,065,261.27
	4,854,058,637.13	4,916,983,246.75

3

	3,122,327,349.02	3,031,151,886.77
	3,122,327,349.02	3,031,151,886.77

---

	22,166.83	8.31
ö ö	254,503,895.27	220,110,495.34
	38,610,812.41	34,411,110.25
ö ö	215,893,082.86	185,699,385.09
	183,502,888.28	178,720,706.41
	32,390,194.58	6,978,678.68

15,826,881.44

14,427,219.82

	3,380,050,046.52	3,540,017,780.17
	2,262,510,975.00	2,446,278,406.57

6


	3,106,077,714.07	3,225,048,580.88
		2,023,003.95
	27,488,599.57	173,881,187.38
	3,133,566,313.64	3,400,952,772.21
	2,109,450,492.33	2,356,779,857.62
	213,729,767.36	185,639,957.73
	207,354,610.64	81,141,232.02
	306,423,900.00	375,617,969.48
	2,836,958,770.33	2,999,179,016.85
	296,607,543.31	401,773,755.36
		1,184,642.32
	12,098,292.06	681,868.75
	10,028,059.35	1,876,361.44
	100,000,000.00	
	122,126,351.41	3,742,872.51
	79,431,788.62	24,699,661.17
	266,909,091.00	317,626,382.00

7

	367,576,				1,046,347	24,512,7			86,961,28		683,949,	44,917,3	2,205,240	
	651.00				,766.39	50.00			9.95		889.65	20.32	,167.31	

---

											443.20		43.20
4													
	752,082,				-752,082,								
	864.00				864.00								

	1.00	76.83	50.00	56.70
---	------	-------	-------	-------




---

	1,199,11	693,477,6	21,955,50	99,578,20	643,510	2,613,726
	6,223.00	33.29	0.00	1.11	,366.74	,924.14

---

2											
3											
4											



8  
320584000025357  
4 2016 3 25  
5 2015 6 6 6 6  
2015 6 6 6

5

(1)

2

6

1

2

E065Ä  
WhVÄ

2

A  
B  
2

A

B

3

**11**

**1**

	500	500

**2**

1	

**3**

1	1	5.00%
		5.00%

---

1 2	10.00%	10.00%
2 3	30.00%	30.00%
3 4	50.00%	50.00%
4 5	80.00%	80.00%
5	100.00%	100.00%

ϕ

ϕ

**3**



3

22 ô ô

22 ô ô

**15**

**16**

**1**

**2**







2

3

4

25

1

2

26

1

2

27

28

1

2

A

B

3

29

1

1

2

1

2

2

30

/

1

2

31

1

2

32

1

350

0

2

@H&Nma6



2

1

2

15%

2008 10 21

2011 9 30

2014 9 2

2009 9 11

2012 8 6

2015 10 10

2015 10 30

3

1

	92,260.75	84,862.20
	504,760,665.05	565,437,171.89
	206,386,362.10	199,664,262.35
	711,239,287.90	765,186,296.44

**3**

ç

**4****1**

	33,881,555.61	30,786,862.48
	14,531,623.18	18,466,277.40
	48,413,178.79	49,253,139.88

**2****3**

--	--

	1,248,599,385.20	100.00%	83,556,848.42	6.69%	1,165,042,536.78	1,094,915,366.84	100.00%	69,845,217.10	6.38%	1,025,070,149.74
--	------------------	---------	---------------	-------	------------------	------------------	---------	---------------	-------	------------------

ξ

ξ

1			
1	1,094,518,689.41	54,725,934.46	5.00%
1 2	113,822,945.71	11,382,294.58	10.00%
2 3	25,328,679.39	7,598,603.82	30.00%
3	14,929,070.69	9,850,015.56	65.98%
3 4	9,327,601.13	4,663,800.57	50.00%
4 5	2,076,272.86	1,661,018.29	80.00%
5	3,525,196.70	3,525,196.70	100.00%
	1,248,599,385.20	83,556,848.42	6.69%

ξ

2

13,711,631.32

0.00

3

4

919,277,594.92

73.62 %

57,345,289.07

5

6

6

1

1	79,473,296.38	98.43%	40,934,989.17	92.41%
1 2	351,262.49	0.44%	3,098,723.65	7.00%
2 3	877,494.33	1.09%	90,768.37	0.20%
3	31,296.24	0.04%	173,234.93	0.39%
	80,733,349.44	--	44,297,716.12	--

2

8

9

1


ç

ç

**2**

3,637,649.92

0.00

**3****4**

	55,110,759.65	55,471,213.91
	10,323,080.75	7,892,043.16
	16,712,296.29	5,220,868.31
	82,146,136.69	68,584,125.38

**5**

--	--	--

---

			3-4 1,000.00		
	--	56,373,615.56	--	68.63%	5,774,680.99

**6****7****8**

---

**3****4****11****12****13**

	34,848,923.86	20,563,626.97
	14,490,206.08	11,563,314.57
	410,980.00	410,980.00

3

	1,000,000.00			1,000,000.00					0.27%	340,934.38
	49,411,765.00			49,411,765.00					6.32%	
		2,000,000.00		2,000,000.00					10.00%	
		35,000,000.00		35,000,000.00					7.00%	
	50,411,765.00	37,000,000.00		87,411,765.00					--	340,934.38



		31,626,320.89	61,707,892.40	14,252,614.94	2,291,139.75	109,877,967.98
		31,626,320.89	61,707,892.40	14,252,614.94	2,291,139.75	109,877,967.98
				157,017.60	612,107.41	769,125.01
1				157,017.60		

20

1


Y

22

23

1

ϛ

2

ϛ

24

ϛ

25

1

1.	121,519,562.17	2,019,068.90	10,066,200.00	10,326,061.95	143,930,893.02
2.	85,431.65	260,683.77			346,115.42
1	85,431.65	260,683.77			346,115.42
2					
3					
3.					
1					
4.	121,604,993.82	2,279,752.67	10,066,200.00	10,326,061.95	144,277,008.44

3.					
1					
4.			2,794,915.91		2,794,915.91
1.	106,262,978.05	1,069,568.32	571,357.00	6,195,165.15	114,099,068.52
2.	108,624,586.12	1,230,509.76	1,067,357.00	8,260,377.54	119,182,830.42

0.00%

2

26

27

1

	93,215,134.86			93,215,134.86
	93,215,134.86			93,215,134.86

2

0

**28**

	892,625.67	120,051.46	182,543.45		830,133.68
	892,625.67	120,051.46	182,543.45		830,133.68

**29**

/

**1**

	32,799,322.98	15,205,539.74
	36,026,662.27	18,394,806.26

**5**

2016	27,040.67		
2017	2,591,755.73	1,710,125.07	
2018	6,126,287.94	6,126,287.94	
2019	7,369,126.73	7,369,126.73	

2020



---

	44,084,806.73	--
--	---------------	----

**36****1**

	64,342,714.75	
--	---------------	--

---

5	8,841,638.49	7,511,986.65	2,253,083.63	14,100,541.51
	79,000.00	242,500.00	175,000.00	146,500.00
	48,789,048.10	251,774,328.40		

**40**

	1,217,700.00	1,136,000.00
	1,217,700.00	1,136,000.00

1

**41****1**

	17,451,473.82	17,814,866.69
	21,955,500.00	33,766,250.00
	1,746,166.49	2,022,913.59
	4,437,268.51	5,297,313.65
	45,590,408.82	

45

1

46

1

		491,193,995.21
		491,193,995.21

2

	100.00	2014 15	8 6	600,000,000.00	491,193,995.21					491,193,995.21	
	--	--	--	600,000,000.00	491,193,995.21						

49

50

51



1,241,000.00

2014 86 - 2013

2014 4 15 310,000.00

2015

211 2015 10 29 6,000,000.00

2014 ( 2014

295 ) 2015 2 13

900,000.00

52

53

		+ ò					
	367,576,651.00			752,082,864.00	79,456,708.00	831,539,572.00	1,199,116,223.00

1 2015 4 18 2014

36,757.6651 10 1 10

20 752,082,864.00

2 2015 5 18

1.95 110 239.85 16.9

258.7 2014

2014 776.10 2015

	937,526,848.18	504,120,797.33	756,596,094.48	685,051,551.03
	108,820,918.21	8,628,087.13	98,809,617.48	18,639,387.86
	1,046,347,766.39	512,748,884.46	855,405,711.96	703,690,938.89

512,748,884.46

1

98,212,617.48

405,487,679.85

2

-1,222,412.87

3

1,138,250.00

4 2014

9,132,750.00

855,405,711.96

1

752,082,864.00

2

98,212,617.48

13,230.48

3

4,543,500.00

4 2014

553,500.00

**56**



63

	25,059,642.43	12,682,045.96
	12,300,512.60	8,408,473.76
	7,107,547.56	8,006,379.74
	20,521,477.05	22,003,223.41

	-5,629,702.44	-484,091.82
	2,362,217.68	2,361,283.19
		73,668.24
	191,634.03	158,246.47
	75,067,256.23	109,556,345.07

66

	17,349,281.24	14,932,246.53
	13,538,302.39	6,240,743.58
		2,794,915.91
	30,887,583.63	23,967,906.02

67

	-20,050.00	-562,350.00
	-20,050.00	-562,350.00

68

	23,880,565.09	10,856,468.76
	340,934.38	681,868.75

---

024.11
024.11
663.16
015.82
703.09

/

---

							63,100.00	
							2,000,000.00	
							500,000.00	
							175,000.00	
							1,050,000.00	
							200,000.00	
							100,000.00	

---

							98,600.00		

12,000.00



71

1

2



74

1

	--	--
	215,893,082.86	185,699,385.09
	18,698,059.54	23,967,906.02
	109,877,967.98	105,091,494.18
	5,429,877.32	4,240,963.48
	182,543.45	108,061.35

---

	510,244,057.62	571,671,698.26
--	----------------	----------------

**75**

ō ö

**76**

79

1

2

3

4

€

€

5

6

1

1

				100.00%		

[Redacted text]



3

1

2

3

4

	/	/
	--	--
	--	--
	--	--
	521,618,741.85	279,071,085.76
	--	--
--	12,638,565.09	10,856,468.76
--	12,638,565.09	10,856,468.76

5

6 Ä

4

5

6

1  
1 :

	10,565,356.52	4,021,627.85	113,787.13	2,305,066.95
		-	-	49,292.00

1%

1%

/				

3 :

2  
2015 12 31

3

2015 12 31 54,620.78 2015 12 31 5,000

1

	--	--	--	--
	196,350.00			196,350.00
	196,350.00			196,350.00
	--	--	--	--

2

( ) 2015 12

**3**

**4**

**5**

**6**

**7**

**8**

**9**

**1**



5

1

	8,110,000.00	2015 02 15	2018 02 14	
		2014 04 24	2016 04 23	
	23,000,000.00	2015 03 24	2018 03 23	
		2014 04 24	2016 04 23	
	12,000,000.00	2015 05 19	2018 05 18	
		2014 04 24	2016 04 23	
	30,000,000.00	2015 06 05	2018 06 04	
		2014 04 24	2016 04 23	
	20,000,000.00	2015 06 10	2018 06 09	
		2014 04 24	2016 04 23	
	102,890,000.00	2014 04 24	2016 04 23	
	20,000,000.00	2014 04 24	2016 04 23	
		2015 08 26	2017 08 25	
	30,000,000.00	2014 04 24	2016 04 23	
		2015 08 26	2017 08 25	
	70,000,000.00	2015 04 17	2018 04 16	
		2015 04 17	2018 04 16	
	26,000,000.00	2015 04 24	2018 04 16	
		2015 04 24	2018 04 16	
	30,000,000.00	2013 11 20	2015 11 20	
	50,000,000.00	2013 11 20	2015 11 20	
	230,000,000.00	2013 11 20	2015 11 20	
		2013 11 20	2015 11 20	
	55,000,000.00	2013 07 08	2015 07 07	
		2013 07 08	2015 07 07	
	50,000,000.00	2015 08 27	2018 08 26	
		2015 08 27	2018 08 26	
	45,000,000.00	2015 11 03	2018	

	60,000,000.00	2014 06 19	2016 06 18	
		2014 06 19	2016 06 18	
		2014 06 19	2016 06 18	
	180,000,000.00	2015 03 11	2016 01 13	
		2015 03 11	2016 01 13	
	60,000,000.00	2014 05 06	2015 05 06	
		2014 05 06	2015 05 06	
		2014 05 06	2015 05 06	
	190,000,000.00	2015 06 19	2016 06 19	
		2015 06 19	2016 06 19	
	80,000,000.00	2015 10 28	2017 10 28	
		2015 10 28	2017 10 28	

	14,794,000.00	2015 05 07	2017 08 07	
	35,002,000.00	2015 05 09	2017 08 09	
	8,400,000.00	2015 07 02	2017 10 02	
	35,051,000.00	2015 08 27	2017 11 27	
	8,500,000.00		2018 01	

	432,200.00	2015 11 12	2019 11 11	
	225,400.00	2015 11 12	2019 11 11	
	170,000.00	2015 11 19	2018 03 25	
	865,100.00	2015 11 26	2018 12 31	
	420,300.00	2015 12 09	2018 12 09	
	3,315,000.00	2014 06 24	2016 06 18	
		2014 06 24	2016 06 18	
		2014 06 24	2016 06 18	

5

H@H3V3


2

		1,735,570.78	3,322,836.94
		0.07	183,333.40

7

8

1

ϕ

	0.00
	0.00
	7,761,000.00
	1.5256 / 2

2

ϕ

	2013 7 11	B-S



2

1

2015 12 31

5,649,223.05

2

3

1

2



2

3

1

2

4

5

6

1

2

3

4

7

8

1

1

	1,018,68	100.00%	58,981.0	5.79%	959,702.0	938,996	100.00%	53,174,55	5.66%	885,821,74
	3,115.32		17.30		98.02	,301.19		7.18		4.01



---


|

|

---

6

7

8

3

	306,234,414.64		306,234,414.64	306,234,414.64		306,234,414.64

---

	91,066,408.49			6,961,622.91			-9,100,000.00			88,928,031.40
	99,468,550.35			-						

---

	-1,142.72	
	10,424,663.16	
	-608,489.24	
	686,111.11	
	4,120,493.28	

2015

2015