



**2016**

**2016 07**

( )

2016	.....	2
	.....	5
	.....3.....42□.....	

--	--	--

			002491
	TONGDING INTERCONNECTION INFORMATION CO.,LTD.		
	TDii		

	8	8
	0512-63878226	0512-63878226
	0512-63877239	0512-63877239
	hezl@tdgd.com.cn	td_zqb@163.com

**3**

2015

	2,070,273,501.36	1,491,763,534.52	1,738,219,715.45	19.10%
	259,526,284.68	79,512,085.06	109,741,246.46	136.49%
	192,965,124.96	72,584,109.77	71,211,168.69	170.98%
	106,760,335.41	-80,856,391.02	-103,780,104.85	-202.87%
/	0.2164	0.0672	0.0989	118.81%
/	0.2164	0.0672	0.0989	118.81%
	9.15%	3.25%	4.66%	4.49%
	6,437,642,485.85	5,178,730,746.44	5,879,537,436.24	9.49%
	2,687,280,228.43	2,695,206,346.85	2,969,052,762.69	-9.49%

1

2

	3,997,305.60	

	3,742,984.06	
	70,497,804.34	2016 3 2016
	5,766.82	
	73,888.89	
	-7,299,762.58	
	-69,098.34	
	4,525,925.75	
	66,561,159.72	



11,662.45

2016  
44.94%

12,098.48

	1,916,988,334.28	1,360,827,227.92	29.01%	13.63%	3.04%	7.29%
	141,757,171.74	90,762,361.89	35.97%	240.25%	754.33%	-38.53%

"

"

		98.73%
		92.00%
		35.00%
		20.01%
		10.00%

2

		1,000,00 0.00	2,727,475	0.27%	2,727,475	0.27%	1,000,00 0.00	340,934. 38		+
		1,000,00 0.00	2,727,475	--	2,727,475	--	1,000,00d			

4

2

1

2

3

		700	10.00%		
	--	700	--	--	--
)					
)					

3

1

A

	89,393
	206
	89,775.37
	0
	0
	0.00%

---

2016 6 30	A	89,775.37
1.16		

**2**

---

		57,912.00






	2016 3 1
2016 4 18	2015
30,000	12
	2016 6 30

5

6

2016	2016 07 28	2016

4



				13,0	177,	135,	141,	35,1	29,87
				00,0	825,	673,	757,	38,3	8,902
				00.0	853.	601.	171.	72.1	.45
				0	93	82	74	6	

**5**

---


--	--	--	--





3

2

2016

2

20



4

		3	0.00	13,000.00	8,000,000.00	0.00%	0.00	50,000,000.00

5

2016 1 11

1.5

51%  
2016 2 22 2016



1

1

2

3

2016

89.40

2016

64.58

2016

7.41


2016

37.67

10%

10%


2



	2015 10 29	20,000	2015 10 29	7,000		1		
B1		0	B2			7,000		
B3		20,000	B4			7,000		
C1		0	C2			0		
C3		0	C4			0		
A1+B1+C1		0	A2+B2+C2			7,000		
A3+B3+C3		20,000	A4+B4+C4			7,000		
A4+B4+C4						2.60%		
D						0		

5%

		10		10	1	51%
				2		24
	24				3	
				4		
		5			6	
						h



---

2016 6 23		



5%		10						
		45.02%	539,850,210			539,850,210		306,683,000
		5.82%	69,794,172		34,897,086	34,897,086		13,300,000

		2,620,000		2,620,000
		2,311,135		2,311,135
16		1,920,434		1,920,434
10 10 10				

10

10

10

10



			1,950,000			1,950,000			

---

			2016 01 11	
			2016 02 04	
			2016 02 04	
			2016 02 22	
			2016 02 22	2016

**1**

2016 06 30



	87,411,765.00	87,411,765.00
	705,715,869.86	521,618,741.85
	1,082,661,046.84	1,140,807,870.79
	307,073,380.92	168,521,363.16
	3,537,996.17	3,940,285.82
	142,247,550.97	145,174,910.81
	93,215,134.86	93,215,134.86
	756,713.43	830,133.68
	23,933,269.04	22,181,792.12
	58,883,489.36	110,027,064.77
	2,505,436,216.45	2,293,729,062.86
	6,437,642,485.85	5,879,537,436.24
	2,159,389,000.00	1,693,000,000.00
		196,350.00

---

		2,762,178,436.87

---

	43,107,554.50	76,445,052.51
		.24

---

	2,765,112,164.66	2,231,650,717.63

---

	12,037,625.95	

---

	0.2164	0.0989
	0.2164	0.0989

70,497,804.34

31,405,557.98

**4**

| |



80	
00	22,000,000.00
03	254,620,829.23
61	-43,512,601.99
87	1,328,480,000.00
87	1,328,480,000.00
00	1,260,830,000.00
00	88,760,277.23
00	10,977,750.00
00	1,360,568,027.23
87	-32,088,027.23
23	-308,244.36
90	-179,688,978.43
31	641,226,681.87
21	461,537,703.44

90 9 T18D 272.

---

	1,678,000.00	100,000,000.00
	28,837,262.20	111,606,934.38
	20,232,167.11	20,526,636.36


	1,199, 116,22 3.00				803,370 ,938.89	21,955, 500.00			99,578, 201.11		888,942 ,899.69	84,669, 483.91	3,053,7 22,246. 60
“ ”					-517,60 4,314.4 9						235,831 ,780.23	-41,934, 731.23	-323,70 7,265.4 9





										109,407,193.13	109,407,193.13
					-94,231,868.20						-94,231,868.20
1											
2											
3					476,988.48						476,988.48
4					-94,708,856.68						-94,708,856.68



 1,199,11

6,223.00

693,477,6 21,955,50

33.29 0.00

1

-

2

12

2016

12 31 2016

28“ ”

32

1

2

1 1 12 31

3

12

4

5

1

2

6

1

3

2

4

53

7

8 —

8

8

9

1

2

10

1



A

B

3

11

1

	500	500

2

--	--

---

**3**


**12**

1

2

3

B

22 —

A

B

22 —

3

6

C

C

C

C

C

3

22 —

22

15

16

1

2

		20	5%	4.75%
		10	5%	9.50%
			5%	19.00%

3

19

20

21

1

2

A

B

C

D

E





27

28

1

2

A

B

3

1.

2.

29

1

2

1

2

30

/

1

2

31

1

2

32

1

13“ ”

2

33

1

2

34

1

		17%
		3%-5%



**3****1**

	104,005.73	106,523.75
	600,683,819.48	572,103,502.74
	281,557,695.83	218,996,499.30
	882,345,521.04	791,206,525.79

281,142,235.83

**2**

	72,200.00	
	72,200.00	

**3****4****1**

	27,570,412.52	14,531,623.18
	23,362,733.41	36,339,222.64
	50,933,145.93	50,870,845.82

**2**

3

	44,812,008.60	1,990,000.00
	3,013,051.61	
	47,825,060.21	1,990,000.00

4

5

1

	1,721,72 8,773.42	100.00%	107,752, 568.08	6.26%	1,613,976, 205.34	1,418,17 1,960.43	100.00%	92,623,750.38	6.53%	1,325,548,2 10.05
	1,721,72 8,773.42	100.00%	107,752, 568.08	6.26%	1,613,976, 205.34	1,418,17 1,960.43	100.00%	92,623,750.38	6.53%	1,325,548,2 10.05

1				
1		1,517,511,559.62	75,875,577.86	5.00%
1	2	158,040,398.83	15,804,039.88	10.00%
2	3	38,996,760.04	11,699,028.01	30.00%

**2**

15,128,817.70

0.00

**3**

**4**

--	--	--	--

7

1

	30,000.00	
	30,000.00	

2

8

1

9

1

	98,020,409.48	100.00%	10,365,030.37	10.57%	87,655,379.11	89,132,111.78	100.00%	10,574,821.98	11.86%	78,557,289.80
	98,020,409.48	100.00%	10,365,030.37	10.57%	87,655,379.11	89,132,111.78	100.00%	10,574,821.98	11.86%	78,557,289.80

1		

---

2	3	2,254,026.44	452,227.05	20.06%
3		6,794,379.64	4,294,304.86	63.20%
3	4	4,097,210.98	2,050,505.49	50.05%
4	5			



3

4

11

12

13

	12,620,877.36	14,533,870.93
	44,306,199.87	35,641,212.18
	410,980.00	410,980.00
	330,000.00	7,000,000.00
	57,668,057.23	57,586,063.11

14

1

	87,411,765.00	

	1,000,000. 00			1,000,000. 00					0.27%	340,934. 38
	49,411,76 5.00			49,411,76 5.00					6.32%	
	2,000,000. 00			2,000,000. 00					8.61%	
	35,000,00 0.00			35,000,00 0.00					7.00%	
	87,411,76 5.00			87,411,76 5.00					--	340,934. 38

4

5

15

1

2

3

16

1

2

3

17

	99,050,937. 47	30,000,0 00.00		8,831,089. 14			-1,678,000 .00			136,204, 026.61	
	87,954,220. 54			3,528,810. 87						91,483,0 31.41	

	98,867,688. 51								98,867,6 88.51
	91,245,347. 04			-556,000.0 0					90,689,3 47.04
	71,630,395. 29			1,700,000. 00					73,330,3 95.29
	62,317,440. 18								

---

3						
3.		18,038,571.94		41,025.64		18,079,597.58
1		18,038,571.94		41,025.64		18,079,597.58
4.	800,288,497.39	719,517,182.69	99,854,695.43		2,653,601.30	1,639,828,298.4

---

8

20

1



2

24

25

1

s

26

27

--	--	--	--	--	--

---

	72,200.00	10,830.00		

31

1

	152,250,000.00	153,000,000.00
	245,000,000.00	
	170,000,000.00	170,000,000.00
	1,349,639,000.00	1,127,500,000.00
	242,500,000.00	242,500,000.00
	2,159,389,000.00	1,693,000,000.00

2

32

		196,350.00
		196,350.00

33

34

	279,948,329.15	324,321,618.20
	279,948,329.15	324,321,618.20

0.00

35

1

	524,679,833.47	466,734,742.03
	524,679,833.47	466,734,742.03

2

1



	66,481,436.74	144,252,182.49	157,819,023.51	52,914,595.72
--	---------------	----------------	----------------	---------------

3

1	162.08	12,326,814.38	12,329,455.38	-2,478.92
2		798,313.30	798,463.48	-150.18
	162.08	13,125,127.68	13,127,918.86	-2,629.10

38

	42,555,496.73	45,387,907.48
		8,847.22
	22,703,873.35	19,194,502.84
	789,361.06	616,675.01
	2,241,356.41	1,880,968.33
	1,971,119.69	1,825,182.74
	1,810,839.39	1,620,596.00
	805,144.29	805,144.29
	72,535.72	214,546.70
	8,297.96	7,384.52
	72,958,024.60	71,561,755.13

39

		2,673,804.18

41

1

	18,178,766.51	24,698,108.10
	10,888,500.00	21,955,500.00
	2,814,635.19	2,566,419.49
	169,199,996.00	-
	50,000,000.00	-
	9,336,976.15	6,616,467.77
	260,418,873.85	55,836,495.36

2

1

42

43

	13,710,000.00	13,710,000.00
	13,710,000.00	13,710,000.00

44

45

1

	212,380,002.40	
	15,995,000.00	22,850,000.00
	228,375,002.40	22,850,000.00

46

1

2

959175.15

2012 6 15 3,294,144.00 2013 1 32941.44

[2009]23 2009 2009

[2009]16 2009

[2009]1168 2009 9 14 “

” 6,000,000.00

[2009]229 2009 12 9 “ ”

6,410,000.00 620500

2014 86 - 2013 2014 4 15

310,000.00 2015

2015 211 2015 10 29

6,000,000.00 2014

( 2014 295 ) 2015 2 13

900,000.00

2014 8 27 2,819,863.80

28198.62

52

53

		+ -					
	1,199,116,223.00						1,199,116,223.00

54

**56**

	3,690,000.00			3,690,000.00
	18,265,500.00			18,265,500.00
	21,955,500.00			21,955,500.00

**57****58****59**

--	--	--	--	--

---

	2,070,273,501.36	1,458,711,079.09	1,738,219,715.45	1,334,968,276.62
--	------------------	------------------	------------------	------------------

**62**


65

	51,977,147.66	52,514,807.82
	-2,917,420.04	-5,040,308.72

---

	3,997,305.60	21,024.11	
	3,997,305.60	21,024.11	3,997,305.60
	4,157,083.37	5,564,616.21	4,157,083.37
	503,562.74	3,960,123.10	503,562.74
	8,657,951.71	9,545,763.42	

						6,000.00	65,000.00	
						107,213.30		
	22	2				28,198.62	56,397.25	
	2015	100					34,500.00	
	2015							
	2015	23					27,000.00	
	2014							
	-	2015						
		2015						



**70**

		56,334.40	
		56,334.40	
	6,000,000.00	287,472.43	6,000,000.00
	1,723,204.35	78,196.77	1,723,204.35
	7,723,204.35	422,003.60	7,723,204.35

**71****1**

--	--

---

	36,563,601.17	2,499,267.14
	14,150.00	12,597,726.66
	96,088,572.33	217,347,088.56
	37,097,959.28	711,241.09
	175,260,000.97	241,737,439.23

**2**

	59,167,561.64	32,771,293.94
	150,766,814.73	26,824,075.93
	36,010,882.11	26,000,792.71

5

6

		10,977,750.00
	450,000.00	
	450,000.00	10,977,750.00

74

1

1	--	--
	273,661,948.86	121,635,583.85
	14,965,026.00	21,966,748.60
	60,976,912.36	56,062,068.51
	3,105,992.33	2,650,689.13
	103,950.17	487,184.38
“ ”	-3,997,305.60	35,310.29
“ ”	-268,550.00	56,850.00
“ ”	62,038,414.19	58,706,416.69
“ ”	-16,586,253.22	-11,628,061.05
“ ”	-1,751,476.92	-325,060.20
“ ”	10,830.00	
“ ”	44,910,468.80	134,396,928.49
“ ”	103BT078/T	

	232,106,700.04
	--
	68,842,212.50
	--
	172,200,004.00
	--
	335,464,491.54

3

4

	600,904,635.21	577,717,968.31
	104,005.73	106,523.75
	600,800,629.48	572,220,312.74
		5,391,131.82
	600,904,635.21	577,717,968.31

75

76

	114,428,602.80	
	12,840,230.16	
	61,409,185.90	
	188,678,018.86	--

77

1

	2,851,184.98	6.6312	18,906,777.84
	9,011,778.79	6.6312	59,758,907.51
	10,000,000.00	6.6312	66,312,000.00

	21,827,685.50	6.6312	144,743,748.09
	387,977.42	7.375	2,861,333.47

2

78

79

1

1

2

3

4

5

6

2

1

--	--	--	--	--	--	--	--	--

2

--	318,000,000.00
--	
--	
--	
--	

3

	90,731,342.60	79,967,237.89
	338,730,374.03	172,437,528.55

---

5

6

1

1

				100.00%	
				100.00%	

2

3

4

5

2

1

2

3

1

2

3

4

	/	/
--	---	---

5

6

7

8

4

5

6

1

2

3

4

5

6

7

8

9

1

7/A70

--	--	--	--



--	--	--	--	--

462,000.00 2015 06 25



		26,780	3.10%		78			9.39%
					26,780	0.29%	78	
				2013 4 22		20		50%
2013 5 17	6.25	2013 4 23	2012			2012		267,800,000
		2012						
		10 3.00						
	P0	P P0-V	V	P				
				6.25	5.95			
					60			
1				12				
2				48				
				12	24	36	48	
		25%	25%	25%	25%			24
48							24	36
					30%	30%	40%	
3								

4

5

1

2

1

2

3

1

2

3

4

1

2

3

1

2

4

5

6

1

2

3


4

7

8

1

1



2

4,899,324.64

0.00

3

4

		406,388,626.15		37.37%	22,053,633.94
		227,324,640.74		20.90%	13,435,027.15
		167,425,615.96		15.39%	8,705,449.76
		67,744,434.28		6.23%	3,532,202.37
		42,756,553.75		3.93%	3,042,064.20
	--	911,639,870.88	--	83.83%	50,768,377.42

5

6

2

1

	614,230, 164.23	100.00%	54,167,0 80.05	8.82%	560,063,0 84.18	500,299 ,257.92	100.00%	39,504,70 9.68	7.90%	460,794,54 8.24
	614,230, 164.23	100.00%	54,167,0 80.05	8.82%	560,063,0 84.18	500,299 ,257.92	100.00%	39,504,70 9.68	7.90%	460,794,54 8.24

O[NE]VA[NE]N[IE]


---

		30,160,000.00	1 2	30160000	4.91%	3,016,000.00
--	--	---------------	-----	----------	-------	--------------

---


\_\_\_\_\_





