

2013



2014 02

2013 12 31

10

2.00

0

10

3

()

"

"

"

"

			002491



	2013	2012	(%)	2011
	2,821,597,562.26	2,803,745,255.83	0.64%	1,861,610,592.14
	218,495,675.16	178,881,114.22	22.15%	159,323,319.63
	216,010,666.22	172,854,267.25	24.97%	160,054,183.83
	-201,188,026.11	-371,194,989.41	45.8%	36,491,235.09
/	0.8064	0.668	20.72%	0.5949
/	0.8064	0.668	20.72%	0.5949
%	12.46%	11.15%	1.31%	

3

	2013	2012	2011	
	-1,165,888.89	3,277,939.63	67,999.18	
	9,557,455.70	9,703,967.02	13,575,070.00	
	-1,899,701.56			

2013 282,159.76 0.64%
21,849.57 22.15% 2013 20.55%
22.99%

20%

2

0.64% 280,441.36 2.88% 282,159.76



		2.95	2.63	12.17%
--	--	------	------	--------

3

		2013		2012		(%)
			%		%	
		2,140,437,029.44	99.3%	2,161,782,202.84	96.61%	2.69%

		2013		2012		(%)
			%		%	

1,214,944,712.22

4

2013

80.25%

5

			(%)	%	%	%
--	--	--	-----	---	---	---

4G
OPLC

1

1

		%
	0.00	0%

2


				%		%				
--	--	--	--	---	--	---	--	--	--	--

1,000,000.00 2,727,471

	()		(1)		(2)	(%)(3) (2)/(1)	
--	-----	--	-----	--	-----	-------------------	--

	2010	11	1		
				2010	10 21
					20,759.42
	2010	11	5		
	2012	3	27		300
				1,019.99	

				10080	300,338,6	161,132,1	209,284,2	48,141,99	41,926,14
				0000	18.46	54.05	46.47	3.61	5.89



60 4G 3 4G 4G 5000 4G

2014

2
2014

,

3

2014

,

4
2014

5

6

7

1

2

3

			%
2013	55,066,000.00	218,495,675.16	25.20%
2012	80,340,000.00	178,881,114.22	44.91%
2011	53,560,000.00	159,323,319.63	33.62%

10	0
10	2.00
10	3
	275,330,000
	55,066,000.00
	514,029,320.06
	100%
	20

1

2013

2

GB/T28001-2011

3

4

" "

1

2

3

2013

2013

2014



1

2

3

4

5

1

1

10%

2

10%

3

C	0
D 70%	0
E 50%	0
C+D+E	0

1

3

4

1 5%



		/			

2013 11 7 11 25
11 8

2013

		(%)							(%)
	173,732,382	64.87%	7,530,000			-158,202,926	-150,672,926	23,059,456	8.38%
2	10,040,000	3.75%				-10,040,000	-10,040,000		
3									

1



		2,000,000		2,000,000
		1,400,000		1,400,000
10			1	
10				
	10			



2008 5

1971 6

1992

			2014 01 01	2016 12 31	
			2011 11 24	2014 11 23	
			2014 01 11	2017 01 10	
			2014 01 01	2016 12 31	
			2011 09 07	2014 09 06	
			2014 01 01	2016 12 31	

9

3

$2/3$

3

3

2

1

5

1

		1	2012		
		2	2012		
		3	2012		
		4	2013		
2012	2013 04	5	2012	2013 04	2013 4 24
	23	6	2012	24	
		7	2013		http://www.cninfo.com.cn
		8		2013	
		9			

2

1

	10	9	1	0	0	
	10	8	1	1		
	10	8	1	1		
						3

2

3

2012

2012

2013

2013

2011 3 28

	2014 02 27

1

	677,353,620.35	442,563,518.45
	386,050.00	887,250.00
	137,027,443.88	94,334,620.73
	888,898,582.57	622,008,871.36
	94,601,707.91	249,745,586.32
	36,660,044.04	26,255,114.75
	1,264,861,030.41	953,015,941.31
	23,503,485.89	18,371,047.22
	3,123,291,965.05	2,407,181,950.14
	1,000,000.00	1,000,000.00

	300,000,000.00	
	2,479,547,540.18	1,368,468,918.06
	50,000,000.00	200,000,000.00

	127,597,443.88	87,296,620.73
	764,342,657.50	549,770,910.71
	50,634,221.34	220,735,890.63
	171,115,253.17	

	248,774,146.47	288,460,517.36
	8,292,668.05	4,841,609.93

3



	218,495,675.16	178,881,114.22
	1,331,648.18	-2,291,990.08
	--	--
	0.8064	0.668
	0.8064	0.668
	219,827,323.34	176,589,124.14
	218,495,675.16	178,881,114.22
	1,331,648.18	-2,291,990.08

4

	2,657,353,297.96	2,681,222,629.42
	2,076,344,547.39	

	178,503,819.76	156,810,279.63

5

	2,808,730,186.70	2,803,661,999.13
		1,320,224.30
	14,631,827.27	13,008,412.05
	2,823,362,013.97	2,817,990,635.48
	2,546,790,901.07	2,783,143,435.18
	191,292,270.27	154,820,455.61
	96,174,935.10	99,389,266.62
	190,291,933.64	151,832,467.48



3,024,550,040.08

6


	2,687,676,141.91	2,663,976,643.55
		786,801.35
	13,790,828.63	50,841,596.81
	2 701 466 970 54	

	1,175,600,000.00	760,000,000.00
	157,262,501.09	101,400,744.50
	1,332,862,501.09	861,400,744.50
	600,024,649.75	489,656,903.81
	-1,010,982.46	314,740.68
	146,607,665.57	-311,074,977.45
	232,339,654.57	543,414,632.02
	378,947,320.14	232,339,654.57

7

6w5r5@616v

1		7,530.0
		00.00



									3,645,484.55	3,645,484.55
	267,800,000.00	893,855,206.35			57,117,320.25		451,983,477.78		15,676,436.76	1,686,432,441.14

8

	267,800,000.00	883,641,900.75			57,117,320.25		433,715,882.28		1,642,275,103.28	

1



8

8

1

2

9

1

2

A

B

12

50%

A

B

3

A

B

3

1

2

3

4

5

6

7

10

1



3

11

1

2

3

4

5

12

1

A

B

A

B

2

6

3

4

13

1

2

14

1

2

3

		%	

15

1

2


17

18

19

1

2



--	--	--

6

A

B

C

D

E

20 -è0JL !%# °6;@ Y NC { ½Vò ù6Ñ!%IS Nj6Ñ Å V\$d Â¼à Y N uC C Pì

2.

3

A

B

4

26

1

1

2

2

27

1

2

28

1

1

2

2

3

29

1


2

30

31


32

2



2

				10,080 .00		9,064.47		100%	100%				



	--	--	15,599.63	--	--	5,783.18
	9,100.00	6.0969	55,481.79			

3

	2013	10	29	2014	01	24	4,894,503.63	
	2013	11	20	2014	04	20		

2

3

3

3	867,455.22	2.15%	660,670.17	454,475.20	1.61%	443,137.60
3 4	412,980.02	1.02%	206,490.01	1,475.20	0.01%	737.60
4 5	1,475.20	0%	1,180.16	53,000.00	0.19%	42,400.00
5	453,000.00	1.12%	453,000.00	400,000.00	1.41%	400,000.00
	40,398,811.06	--	3,738,767.02	28,351,962.39	--	2,096,847.64

2

3

4

5

5

5

		3,000,000.00	1		7.42%
		2,877,920.00	1-3		7.12%
		2,400,000.00	1		5.94%
		1,752,653.30	1	1-2 5	4.34%
		1,727,050.00	1		4.28%
	--	11,757,623.30		--	29.1%

7

8

9

10

8

1

		%		%
1	56,302,687.78	59.52%	237,332,695.73	95.02%
1 2	37,759,085.20	39.91%	12,327,936.59	4.94%
2 3	466,404.93	0.49%	67,214.00	0.03%
3	73,530.00	0.08%	17,740.00	0.01%
	94,601,707.91	--	249,745,586.32	--

1

2

--	--	--	--

- 1
- 2
- 3

12

1

	836,867,708.47	442,684,159.96	3,087,120.16	1,276,464,748.27
	304,796,444.19	216,876,523.73		521,672,967.92
	469,814,211.43	194,462,688.54	2,457,669.00	661,819,230.97

	700,000.00	254,916.79	410,083.21	35,000.00	

3

4

5

6

		2014
		2014
		2014
		2014
		2014
RF		2014
		2014
		2014
		2014
		2014

2013 12 31

5,957.71 , 4,163.28

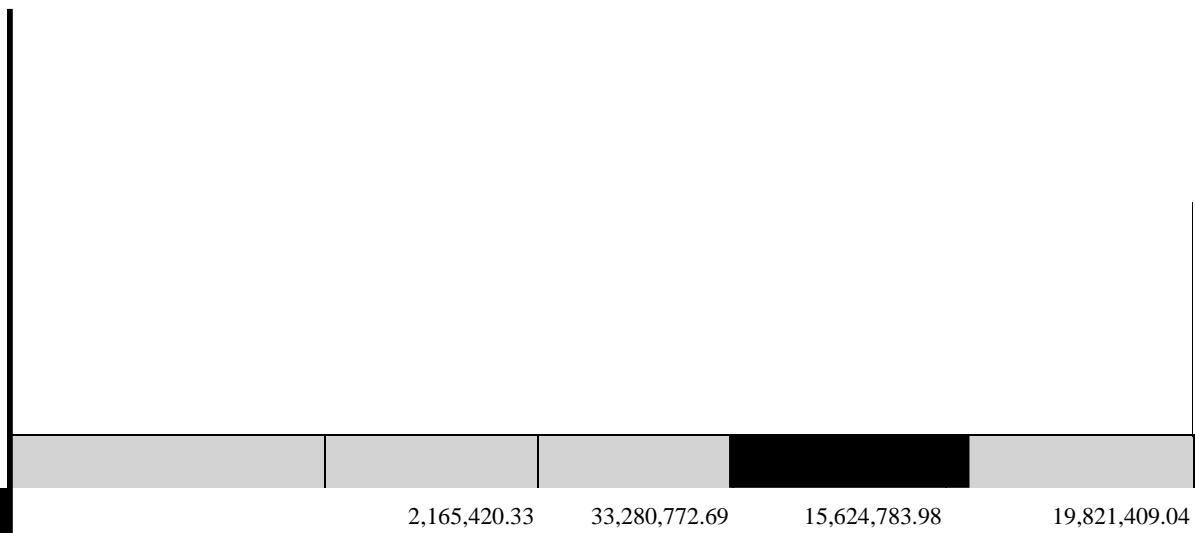
13

1

	2,540,841.89	2,540,841.89	228,021.39		

1,632,170.94

1,632,170.94



-3,694,560.75		99,391,908.74
-2,075,913.39		

	362,277.84	334,742.65

	15,447,884.42		10,205,516.42	
			588,262.50	

18

	38,394,819.05	21,489,974.91			59,884,793.96
	10,077,491.95				

20

21

--	--	--

	18,031,492.69	25,077,201.51
	14,220,835.25	2,590,829.02
	2,538,454.94	161,464.43
	455,362.75	298,639.15
	35,246,145.63	28,128,134.11

2





378,166.99

2**5 5**

	183,333.80	183,333.40
	183,333.80	183,333.40

3**4**

	17,644,707.96	

	28	20						
	2012 06 28	2014 12 20		6.72%		25,000,000.00		15,000,000.00
	--	--	--	--	--	50,000,000.00	--	30,000,000.00

			(%)			
--	--	--	-----	--	--	--

0.00

3**4****30**

--	--	--

	2012 06 28	2014 12 20		6.72%				25,000,000.00
	2012 06 28	2015 06 20		6.72%		25,000,000.00		25,000,000.00
	2012 06 28	2015 12 20		6.72%		25,000,000.00		25,000,000.00
	2012 06 28	2016 06 20		6.72%				25,000,000.00
	2012 06 28	2016 12 20		6.72%				25,000,000.00
	2012 06 28	2017 06 20		6.72%				50,000,000.00
	--	--	--	--	--			

6,410,000.00

1,241,000.00

						/
	12,722,310.48		256,630.32		12,465,680.16	
	3,294,144.00		65,882.88		3,228,261.12	
	9,307,500.00		1,241,000.00		8,066,500.00	
	25,323,954.48		1,563,513.20		23,760,441.28	--

33

	267,800,000.00	7,530,000.00				7,530,000.00	275,330,000.00

3

2013

2013 7 111 1

36

--	--

2

	2,804,413,637.63	2,140,437,029.44	2,725,882,957.82	2,161,782,202.84
	2,804,413,637.63	2,140,437,029.44	2,725,882,957.82	2,161,782,202.84

3

	1,642,012,765.65	1,214,944,712.22	1,629,982,610.65	1,273,394,470.04
	138,083,506.34	102,483,059.60	201,036,092.88	152,733,597.14
	415,951,454.17	363,191,872.37	348,082,275.44	291,994,157.13
	269,946,572.02	217,605,616.55	286,223,339.94	245,636,938.98
	85,828,544.38	76,797,431.42	63,605,095.79	57,936,952.28
	206,158,768.28	128,844,029.48	136,885,581.42	93,076,730.90
	26,010,423.27	20,152,570.62	29,144,712.68	21,450,185.45
	20,421,603.52	16,417,737.18	30,923,249.02	25,559,170.92
	2,804,413,637.63	2,140,437,029.44	2,725,882,957.82	2,161,782,202.84

4



	1,840,889.20	1,649,158.77
	3,694,560.75	3,241,892.29
	2,601,284.62	2,462,242.58
	1,570,266.50	2,081,641.28
	856,427.91	944,150.94

2

			/	
	256,630.32	94,567.02		
	65,882.88			
	1,241,000.00	1,241,000.00		
	159,100.00			
	365,400.00			
		150,000.00		
	1,000,000.00	1,000,000.00		
	150,000.00	2,085,000.00		
	200,000.00			
	216,880.00	100,000.00		
		343,000.00		
		300,000.00		



7,715,074.83

7,657,569.52


	4,555,673.51
	2,082,211.26
	14,631,827.27

2

	38,500,001.89
	33,789,798.80
	56,834,892.83
	45,292,835.91
	4,518,920.20
	3,835,766.86
	7,519,717.15
	190,291,933.64

51**1**

	-433,159,709.95	-432,951,022.55
	134,534,120.93	135,795,406.03
	-201,188,026.11	-371,194,989.41
2		

1

		73,940,000.00		2014 02 28	
				2014 06 19	
		50,000,000.00		2014 09 27	

1

2

1

2

3

1

2.	887,250.00	-501,200.00			386,050.00
	887,250.00	-501,200.00			386,050.00
	887,250.00				

1

1

		(%)		(%)		(%)		(%)
	807,162,055.05	100%	42,819,397.55	5.3%	579,498,118.95	100%	29,727,208.24	5.13%
	807,162,055.05	100%						

2**5****5**

	6,333,337.36	316,666.87	18,700.00	935.00
	6,333,337.36	316,666.87	18,700.00	935.00

3

					(%)
		340,583,960.79	1	1-4	42.2%
		275,233,655.99	1	1-2 3-4	34.1%
		109,038,966.14	1	1-2 3-5	13.51%

7,252,325.23 1

	181,809,642.57	100%	10,694,389.40	5.88%	63,609,357.80	100%	3,848,908.87	6.05%
	181,809,642.57	100%	10,694,389.40	5.88%	63,609,357.80	100%	3,848,908.87	6.05%

		2,877,920.00	1-3		1.58%
		2,400,000.00	1		1.32%
		1,752,653.30	1	1-2	0.96%
	--				

		0.00	0.00	0.00	0.00						
								--			
	--	192,234,4 14.64	172,234,4 14.64	20,000,00 0.00	192,234,4 14.64	--	--	--			545,495.00

4

1

		2,578,756,940.18	2,559,383,083.13
		78,596,357.78	121,839,546.29
		2,657,353,297.96	2,681,222,629.42
		2,076,344,547.39	2,166,875,982.15

2

		2,578,756,940.18	1,999,106,745.06	2,559,383,083.13
		2,578,756,940.18	1,999,106,745.06	2,559,383,083.13
				2,046,323,069.27
				2,046,323,069.27

3

		416,635,680.67	363,876,098.87	348,993,598.39
		1,642,252,213.50	1,218,191,968.00	1,630,141,348.24
				292,905,480.08

6

1	--	--
	178,503,819.76	156,810,279.63
	31,891,512.64	21,282,275.90
	77,173,195.50	56,779,206.63
	2,453,115.75	2,270,860.62
	1,203,181.30	52,318.52
	82,492,389.34	47,108,018.32
	-545,495.00	-1,090,990.00
	-4,455,982.26	-5,073,498.35
	-320,788,292.63	-351,132,679.70

	58,335.92	
	2,485,008.94	--

2

1

	218,495,675.16	178,881,114.22	1,857,641,401.79	1,670,756,004.38

2



3	2013 12 31	45.26%
4	2013 12 31	43.56%
5	2013 12 31	62.12%
6	2013 12 31	42.49%
7	2013 12 31	32.95%
8	2013 12 31	52.53%
9	2013 12 31	48.28%
10	2013 12 31	815.36%
11	2013 12 31	51.37%
12	2013 12 31	80.95%
13	2013 12 31	113.29%
14	2013 12 31	35.98%
15	2013 12 31	335.81%
16	2013 12 31	66.67%
17	2013 12 31	300,000,000.00
18	2013 12 31	75.00%
19	2013 12 31	588,262.50
20	2013	3.67%
21	2013	80.25%
22	2013	44.61%
23	2013	4,422,950.00
24	2013	2,746,879.10

25

2013

3,623,638.26

2013

2013